

Hijri Month Headers

Headers are to be printed on cardstock and laminated. Add a piece of Velcro to the back and change as needed. Use with IBB's Hijri wall calendar or use your own.

You can also use the Hijri month headers for a word wall to teach your students the Hijri Months!

The image displays a set of Hijri month headers and a calendar grid. The headers are rectangular cards with decorative borders, each featuring the month name in Arabic and English, along with a small illustration. The calendar grid is a 7x7 table with a header row for the days of the week in Arabic and English. The month being displayed is Muharram.

مُحَرَّم Muharram						
Sunday	Monday	Tuesday	Wednesday	Thursday	Friday	Saturday
الأحد	الاثنين	الثلاثاء	الأربعاء	الخميس	الجمعة	السبت
Al-Ahad	Al-Ithnain	Al-Thalathah	Al-Arba'as	Al-Khamis	Al-Jum'ah	As-Sabt

محرم
Muharram



صفر
Safar



ربيع الأول
Rabee' Al Awwal





رَبِيعُ الثَّانِي

Rabee' Ath Thhaani

جُمَادَى الْأَوَّل

Jumaadaa Al Awwal



جُمَادَى الثَّانِي

Jumaadaa Ath Thhaani



رمضان
Ramadan





شعبان
Sha'baan



رجب
Rajab




شَوَّال

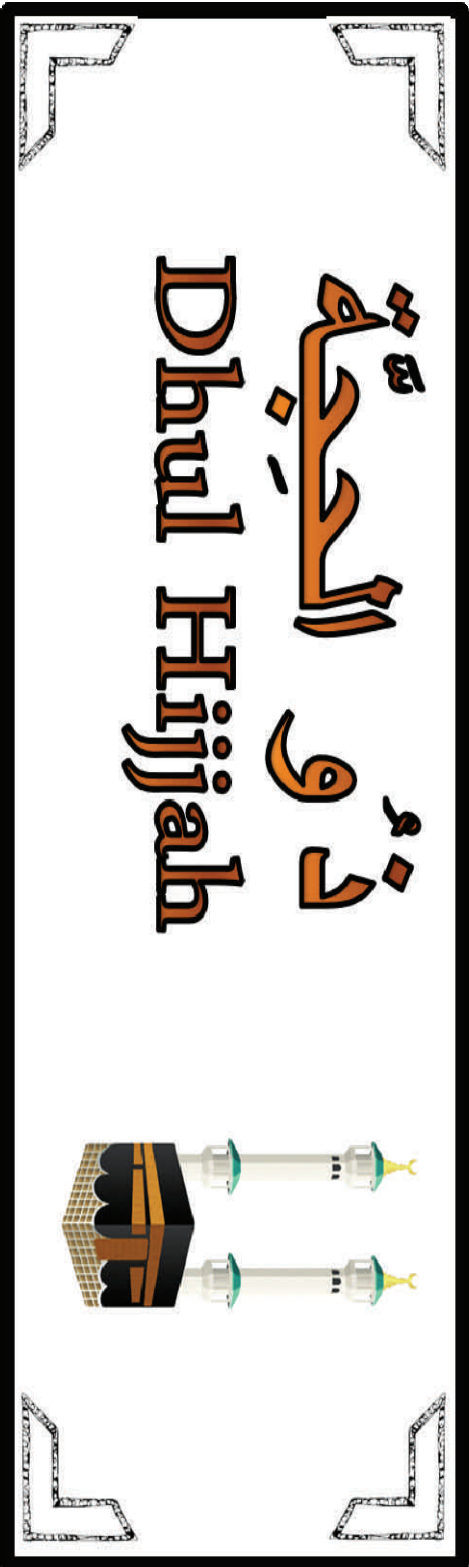
Shawwaal

حَيَّاهُ يَا رَبِّ



ذُو الْقَعْدَةِ

Dhul Qa'dah

ذُو الْحِجَّةِ

Dhul Hijjah

